



KEGMAS^TER™ SOLSTICE

All Stainless-Steel 6 Keg Kegerator

Installation Guide



Designed & Engineered by Keg King



ADVARSLER

- ⚠ Strømledninger plasseres langt borte fra potensielt søl og kondens.**
- ⚠ IKKE slå på kjøleenheten før den har stått oppreist i 24 timer. Skrus maskinen på før 24 timer annulleres garantien!**
- ⚠ Kjøleskapet trenger 100 mm klaring på baksiden og sidene. Hvis avstanden ikke opprettholdes annulleres garantien!**
- ⚠ CO2-Gass lekkasje kan forårsake kvelning. Bruk alltid CO i et godt ventilert åpent område, i tilfelle lekkasje oppstår. Overskrid aldri gasstrykket på 40psi med fatsystemet.**
- ⚠ Denne kjøleenheten er for innendørs bruk og beskyttede installasjoner utendørs.**
- ⚠ Kontroller strømkabelen med jevne mellomrom, og bytt ut hvis den er skadet. Hvis strømledningen er skadet, må den byttes av produsenten, service verksted eller lignende kvalifiserte personer for å unngå fare.**
- ⚠ Personer (inkludert barn), som på grunn av sin psykiske eller fysiske tilstand ikke er i stand til å betjene kjøleskapet på en sikker måte, må være under tilsyn av en ansvarlig person.**



Please read the entire manual before operating.

DO NOT scrape any ice or frost from the inside walls or cold plates.

Table of Contents

Keg King.....	4
Introduction.....	5
KegMaster™ Solstice Kegerator.....	6
Features.....	6
Specifications.....	7
Schematics.....	8
Optional Items.....	10
Modular Font Kits.....	10
Schematics.....	11
UltraT Font Kits.....	12
Schematics.....	13

Keg King



Whether you're a brewer or someone wanting to put drinks on tap in your own home, cafe or office, Keg King offers beverage creation and keg dispense solutions for amateurs and pros!

We don't just sell products, we innovate, design and manufacture our equipment to bring your beverage ambitions to life!

Our brands include:

- King Kegs, our Australian Made P.E.T. kegs
- Apollo P.E.T. Pressure Fermenters & Unitanks
- KegMaster™ Kegerators
- Atomic 15 Brewery Cleaners
- UltraTap Twist Flow Control Faucets
- Spundy spunding valves
- the KegMaster™ Solstice Fridge
- and more!

Check the resellers map on our website to find where our products are available in North America, the United Kingdom, Europe, Australia, New Zealand, and South Africa.

<https://www.kegking.com.au/retailers>

Since 2009, Keg King's mission is to make the best brewing & dispensing equipment in the world!

Check out our helpful instructional videos on the **Keg King YouTube Channel**

<https://www.youtube.com/c/KegKingvideos>

Enjoy your KegMaster™ Solstice Kegerator!

Introduction

Welcome to the Keg King Australia range of kegerator and bar dispense equipment. Our products and appliances provide commercial and home bar owners with innovative design and powerful operating control. Our line of equipment includes the KegMaster™ Super Deluxe range of Kegerators, the KegMaster™ Series 4, the KegMaster™ XL Kegerators and our newest addition (2022) the KegMaster™ Solstice Dual Stage Kegerators.

This Product Installation Document will provide you with the information required to install Keg King Kegerator Appliances properly and safely in custom cabinetry. Elevations, port locations, dimensions, and recommended space requirements for safe operation are outlined here for your convenience.



KegMaster™ Solstice Kegerator

Perfect for use within Australia because KegMaster™ Solstice fridges have an ambient working temperature up to 40°C.

Features

- Powered by 12V DC – a world first (uses 2-5 amps, with a momentary inrush current below 20A)
- Can be powered by solar power or car battery
- Capacity: 6 x Cornelius (Corny) Kegs **OR** 4 x PET King Kegs and 1 x Corny Keg
- Heats and Cools – use for fermentation or curing of small goods as well as a beverage fridge
- 304 Stainless steel exterior and interior
- HJ-510 digital controller
- Environmentally friendly R600a refrigerant
- Cassette based - slide out compressor/heater assembly for easy maintenance or replacement
- Optional Lockable Castors for easy moving
- Reversible Door
- Fits standard fonts (not included)
- Cold air hose for font cooling
- Internal 12V supply outlet for powering future internal accessories
- Automatic defrost
- Suitable for living off-grid
- Suitable for humid environments
- Suitable for under-bench installations
- R600a Refrigerant
- No coils in walls, so no issues drilling holes through walls, if needed
- Sealed push-in gas line port for external CO2 cylinders

Installation Space Requirements

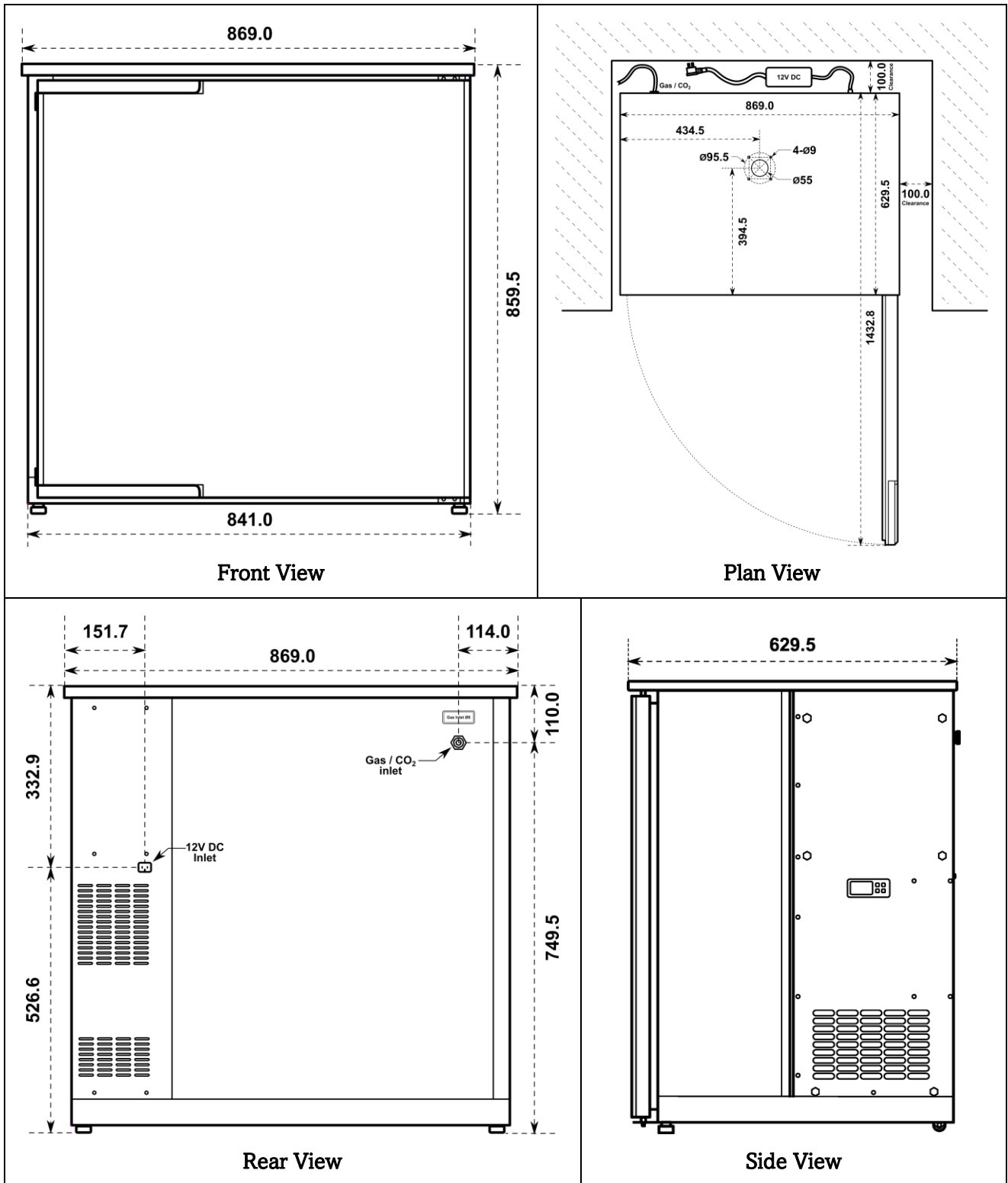
The Keg King KegMaster™ Solstice fridges generate heat around the compressor (bottom back-right corner) when cooling. This heat needs to be dissipated and if the heat is trapped it could potentially overheat the unit and trigger compressor failure. Good ventilation is necessary for the longevity of the unit. Please note that the following clearance requirements are a necessity and failure to meet those requirements could void the warranty.

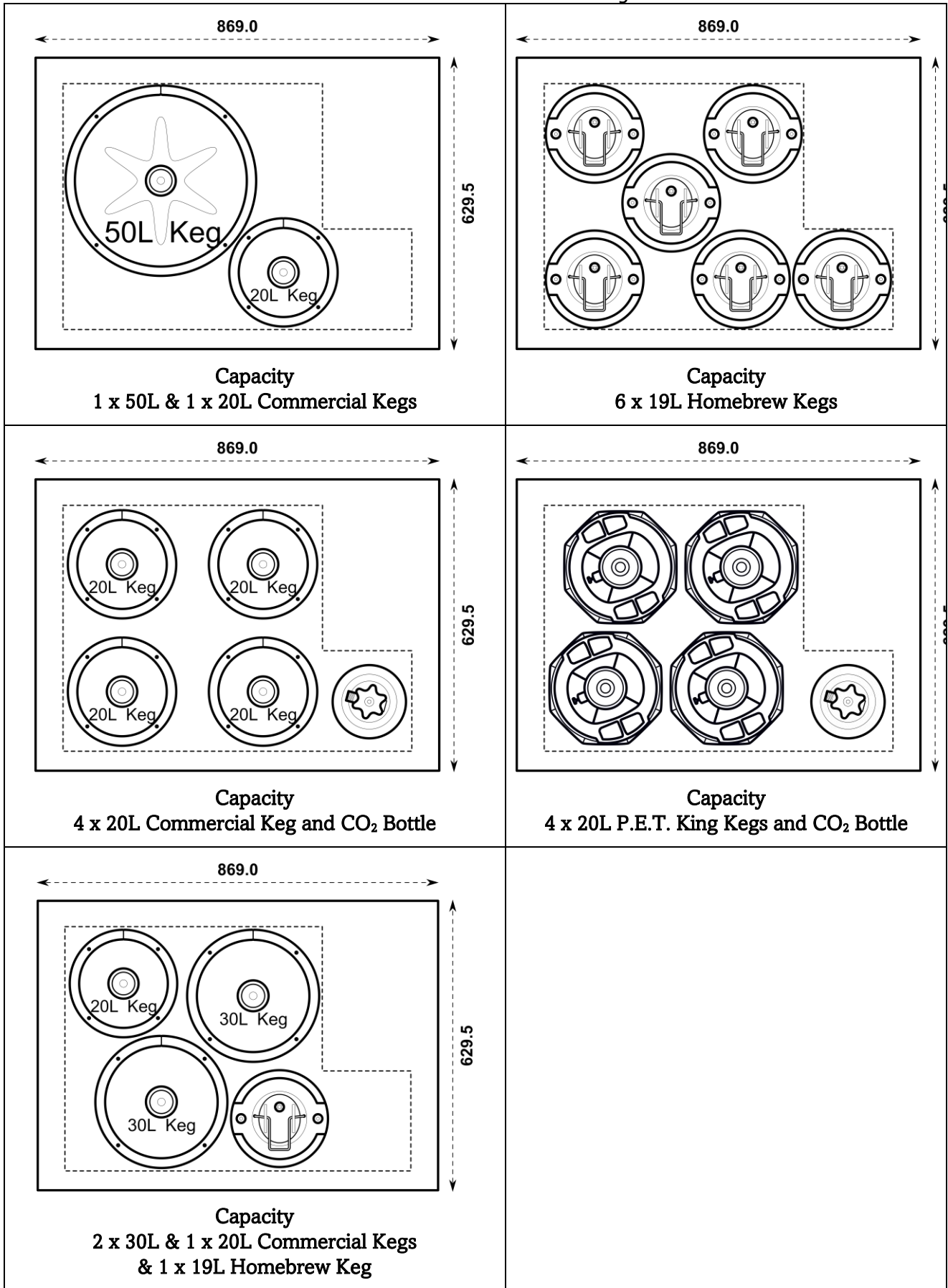
- 100mm clearance required for the back of the fridge.
- 100mm clearance required for the right-hand side of the fridge.
- No clearance required for the top.
- No clearance required for the left-hand side.
- No clearance required for the bottom of the fridge however it is recommended for the fridge to be elevated off the ground for moisture to dissipate.
- If the unit is installed in an enclosed space behind doors, the doors must have vents and clearances must be respected. In this case, a minimum front clearance of 50mm is required.

Specifications

Packing Dimensions:	Width: 935 mm Depth: 697 mm Height: 935 mm Weight: 51.2 Kg
External Dimensions:	Width: 869 mm Depth: 642 mm Height: 860 mm, 900mm with castors
Weight:	43 Kg
Capacity:	236 L 6x 19L Cornelius (Corny) Kegs OR 4x PET 20L King Kegs and 1x 19L Corny Keg OR 1x 50L Keg and 1x CO ₂ bottle OR 1x 50L Keg and 1x 20L Keg OR 4x 20L Kegs and 1x CO ₂ bottle
Power:	Heating 130W, Cooling 240W
Voltage:	12V DC
Current:	2-5A with a momentary inrush current of less than 20A
Working Temperature:	0 to 10°C
Ambient Temperature:	40°C
Climate Class:	T
Refrigerant:	R600a (80g)
Insulation Gas:	Cyclopentane

Schematics





Optional Items

Modular Font Kits

The KegMaster™ Solstice units work well with Keg King's modular font kits. Available in 1, 2, 3, 4, 5 and 6 tap kits.



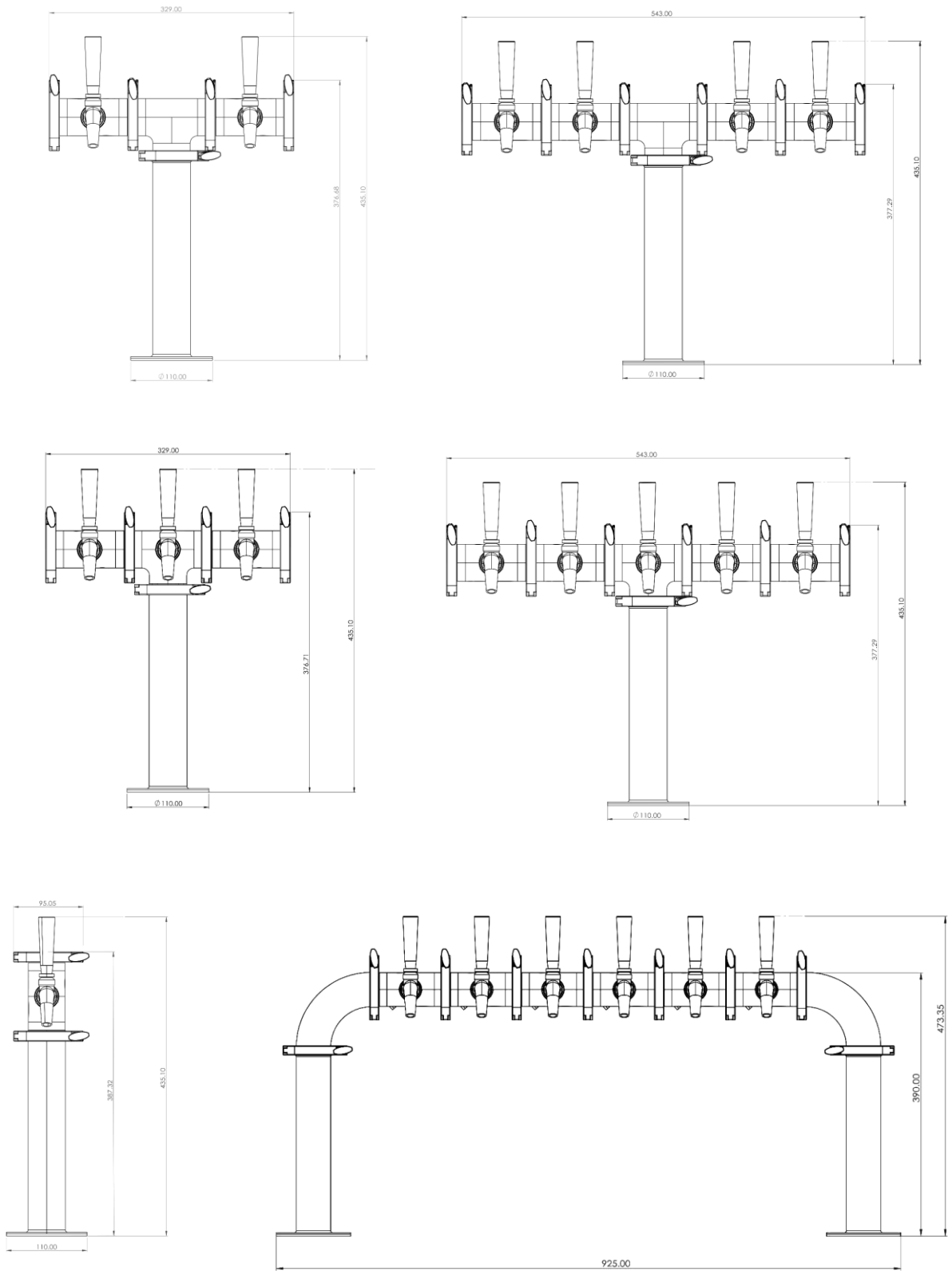
Our modular font sets provide a fantastic looking, professional finish to any bar or beverage sales location. Perfect for mounting on our KegMaster™ Solstice fridges.

The fonts are constructed from 304 Stainless Steel and manufactured to be assembled with 2-inch tri-clover fittings. This variety of font does not utilize shank attachments for the taps. It is designed to work with our 3/4-inch Kinglok fittings that provide users the ability to disconnect their taps quickly and easily for maintenance or cleaning.

These Modular Font Kits come with everything you need to set up a font with taps, including (depending on font kit)

- Ultratap Forward Sealing Laminar Flow Stainless Steel Faucets with handles
- 6mm Stainless Steel Elbow barbtails
- Modular Font 2-inch Tri-Clover Stand Pipes
- Modular Font 2-inch Tri-Clover Elbows and/or Extensions depending on font kit
- 2-inch Tri-Clover Clamps
- 2-inch Tri Clover Silicone O-rings Beaded Seal Double Sided
- 2-inch Tri Clover End Caps (no hole)
- KingLok Female x 3/4 Male Font Adaptors
- SL6 washers
- Kinglok Male x Tap Shank Adaptors
- Beer Line
- Premium Black Liquid Disconnects
- Premium Grey Gas Disconnects

Schematics



UltraT Font Kits

The KegMaster™ Solstice units also work well with Keg King's UltraT font kits. Available in 2, 3 and 4 tap kits.



Our UltraT fonts are the perfect way to give your kegerator or bar service area sleek, professional looking visual appeal that's affordable and long lasting.

Perfect for mounting on our KegMaster™ Solstice fridges.

The fonts are Constructed from 304 stainless steel for clean, easy to maintain font surfaces.

With UltraT Fonts, the taps align straight across the top of the T bar, so there is no crowding as is common on standard fonts, and no need to use wrap around drip trays at the font base.

Each UltraT Font can be assembled with short shanks or upgraded to our KingLok Fittings that provide for fast and simple tap maintenance without the need to uncouple your kegs.

Sold as Font Only or as our highly popular pre-assembled FasTap variety font packages that provide everything you need to get up to four kegs on tap PLUS gas lines and disconnects!

These UltraT FasTap Font Kits come with everything you need to set up a font with taps, including (depending on font kit)

- Ultratap Forward Sealing Laminar Flow Stainless Steel Faucets with handles
- Short shanks
- 6mm Stainless Steel Elbow barbtails
- EvaFresh Beer Lines pre-installed in the font
- Premium MFL Black Liquid Ball Lock Disconnects
- Premium MFL Grey Gas Ball Lock Disconnects
- DM Push-In Fittings FFL to 5/16 (8mm)
- DM Push-In Gas Line Splitters
- A 5 in 1 Tap Tool
- A Silicone Font Gasket
- A Pack of mounting hardware for Keg King Kegerators

Schematics

